




**ORANGE COUNTY
REGISTRAR OF VOTERS**

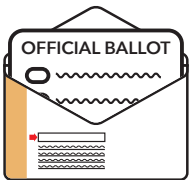
Mark, seal, and sign your envelope

USE THIS BALLOT TO VOTE SECURELY AT HOME!



1. Mark your ballot

- Follow the directions on the ballot.
- Completely fill in the box next to your choice.



2. Seal your envelope

- Check that you have the return envelope with your name on it.
- Put your ballot into the envelope and seal the envelope.



3. Sign the envelope

- Make sure your name is printed below the signature box before you sign.
- Date and sign your name on the back of the envelope in ink.
- Print your name and residential address.

4. Options for returning your ballot

Mail Your Ballot



Mail your ballot on or before Election Day (no postage required). For mail box locations visit ocvote.gov/mail

Secure Drop Box



Use one of our secure drop boxes located in the Newport-Mesa Unified School District, Trustee Area 5 or the Registrar of Voters.
For locations visit ocvote.gov/dropbox

Vote Center



Drop off your ballot in-person at the Vote Center in the Newport-Mesa Unified School District, Trustee Area 5 or the Registrar of Voters.
For locations and hours visit ocvote.gov/votecenter

Important additional info!

- If you make a mistake, call 714-567-7600 before Election Day.
- Your envelope must be signed, dated, and postmarked on or before Election Day.
- Voters may request translated election materials and accessible election materials. For more information please call 888-OCVOTES (888-628-6837).

OC BALLOT EXPRESS
Track your ballot from start to finish at ocvote.gov/track

After you've returned your ballot - we've included an "I Voted" peel off sticker for you!

HOW TO MARK YOUR VOTE-BY-MAIL BALLOT

1

Follow the instructions at the top of each section

2

Completely fill in the box with a black ink pen





3

You may write in and vote for a candidate who is not on the ballot. To do so, neatly write the name of a qualified write-in candidate and fill in the box with a black ink pen

President of the United States	
Vote for One	
<input checked="" type="checkbox"/>	Abraham Lincoln Historical
<input type="checkbox"/>	Wonder Woman Fictional
<input type="checkbox"/>	

School Board, at Large	
Vote for One	
<input type="checkbox"/>	Walt Disney
<input type="checkbox"/>	Catwoman
<input type="checkbox"/>	Batman
<input type="checkbox"/>	George Washington Carver
<input type="checkbox"/>	Susan B Anthony
<input checked="" type="checkbox"/>	John Doe

How NOT to mark your ballot

-  Do **NOT** use checkmarks, slashes, or anything other than filling in the box
-  You can make a correction, but do **NOT** initial or sign the corrections
-  No extra marks
-  Do **NOT** use a pencil or colored ink

Examples of how **NOT** to mark your ballot:

